
海胶集团

2024

601118

2025 5 20

2024

| | | | | |
|----|------|-------|-------|----|
| | | | 3 | |
| | | | 4 | |
| | | | 5 | |
| 1 | 2024 | | 5 | |
| 2 | 2024 | | 6 | |
| 3 | 2024 | | 12 | |
| 4 | 2024 | 2025 | | 16 |
| 5 | 2024 | | 17 | |
| 6 | 2024 | | 19 | |
| 7 | 2025 | | 20 | |
| 8 | 2025 | | 21 | |
| 9 | 2025 | | 24 | |
| 10 | 2025 | | 25 | |
| 11 | 2025 | | 34 | |
| 12 | 2025 | | 37 | |
| | 2024 | | | |

0



2024

1

2024

2

0

//

2025 5 20 15:00

1

2

3

4 2024

5

1

2

3

6

7

8

9

10

1

2024

“ ” “ ”

2024

2024

2 ——

2024

www.sse.com.cn

2025 5 20

30% R1

EUDR

" "

25% "

"

" 2024

" "

KM

2024

" 1+5+X"

"

"

"

2024

"

EUDR


2 " "

È

Èž\$ 05_ \$ Ù P°@Pà

?Ò € > T3aX 'D€(p€ T3aX 'D€

0Ä 0



m'

166

235

2024

ÑM@

2024



2025

2025 " "

2025年4月9日

2025

2025

2025

2025

2025

3

2024

2024

2024


4

16

| | | |
|--------------|--|------|
| | | |
| 2024 4 28 | | 2023 |
| | | (, |
| | | (, |
| | | m |
| | | (, |
| | | (, |
| | | 2024 |
| | | (, |
| | | |
| | | 2024 |
| 1/ | | |
| 2024 8 27 | | 2024 |
| | | 2024 |
| ~ | | 2024 |
| | | |



@i Ax@ B, D, F



2023

2024

6 i y 4 L 6

2023

mí



8 —

2022

2025

2025

2025



2025 5 20

2024

2025

2024

2025

2024

1

91.87

2024 10 10

2

127.32

2024 1-3
4-12

3

/

4

/

505W

5

2024

2024


2024

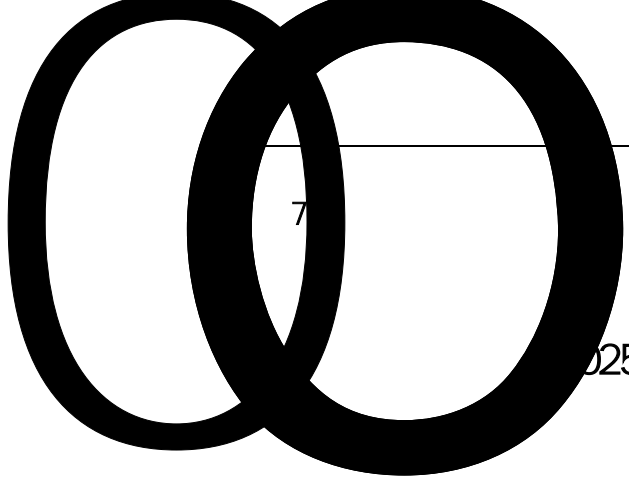


| | | | |
|------------|--------|--------|--------|
| 2024 | 496.73 | 31.80% | ê |
| 1.35 | -0.86 | 1.03 | |
| | | -5.81 | 0.0242 |
| | 1.05% | | |
| 2024 12 31 | 360.70 | 247.71 | |
| | 112.99 | | |

2024

| | | | |
|------------------|------------------|----------------|---------------|
| | | 2024 | |
| | 317,669,658.61 | | |
| 1,710,613,379.13 | 10% | 31,766,965.86 | |
| 2024 | 2023 | 89,440,039.46 | |
| | 1,907,076,032.42 | | |
| 2024 | 4,279,427,797 | | 10 |
| | 0.109 | 46,645,762.99 | |
| 2024 | | 45.12% | |
| | 1,860,430,269.43 | | |
| | | | |
| | 46,645,762.99 | 89,440,039.46 | 0 |
| 32 | 0 | 0 | 0 |
| | 103,389,020.00 | 297,124,723.08 | 76,399,653.34 |





7


2025



2025

2024

2025



2025

2025

"

25 0

2025

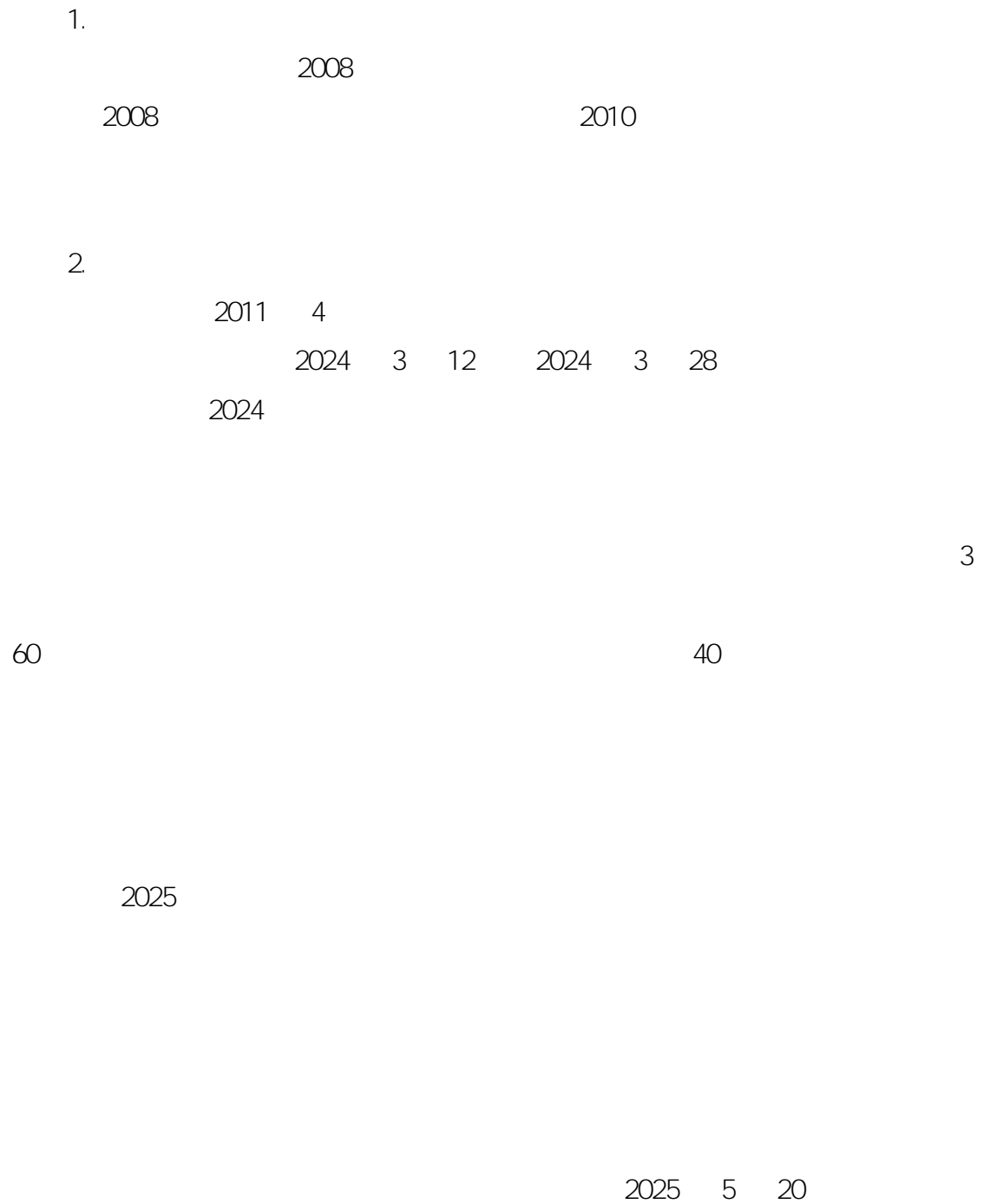
2024

| | | 2024 | 2024 | |
|--|--|------------|------------|------------|
| | Archi pel ago Rubber Tradi ng Pte. Ltd. | 90,000.00 | 70,878.77 | |
| | PT. Ki rana M@gatara | 27,000.00 | 3,088.61 | |
| | | 11,000.00 | 8,647.97 | |
| | | 3,000.00 | 58.03 | |
| | | 8,031.00 | 7,206.69 | |
| | | 1,700.00 | 1,868.28 | |
| | Archi pel ago Rubber Tradi ng Pte. Ltd. | 21,085.80 | 3,075.34 | |
| | | 1,500.00 | 73.37 | |
| | | 22,000.00 | 20,200.05 | |
| | | 2,597.30 | 2,962.54 | |
| | | 300,000.00 | 41,000.00 | 2024 12 31 |
| | | 487,914.10 | 159,059.65 | |

| | | | 2025 | 2024 |
|--|--|--|------|------|
| | | | | |



6.3.3



2025

2025

2025

2025

60

2025

2024

2025 5 20

附錄



2025

2025

7

140,000

144,333 56.6% ± Nq

%

| 1. | 70% | | | | | |
|---|--------|--------|-----------|--------|--------|--|
| Halcyon Agriculture Corporation Limited | 68.10% | 75.60% | 25,870.6 | 74,333 | 47.29% | |
| China Rubber Technology Group Company Limited | 100% | 91.72% | - | 70,000 | 44.54% | |
| | 100% | 78.44% | 16,383.82 | 55,000 | 4.87% | |
| | 100% | 88.12% | 3,413.06 | 20,000 | 1.77% | |
| | 100% | 71.45% | 15,653.56 | 30,000 | 2.66% | |
| | | | 4% | | | |
| 2. | 70% | | | | | |
| | 80% | 5.57% | - | 5,000 | 0.44% | |


S

| | | | | | | |
|----|--|------|---------|----------|--------|-------|
| | Hevea Cameroun S. A. | 90% | 108.62% | 6,998.59 | 14,145 | 9.00% |
| | Hevea Cameroun Hevea S. A. | 80% | 111.2% | 3,462.3 | 940 | 0.60% |
| | Corrie MacColl Europe BV | 100% | 47.71% | 1,347.8 | 9,650 | 1.69% |
| | Hevea Global Pte Ltd | 100% | 66.33% | - | 4,500 | 2.86% |
| | New Continent Enterprises Pte Ltd | 100% | 93.46% | - | - | - |
| R1 | Hwah Yang Agro Industries Sdn Bhd | 65% | 30.32% | 94.08 | 211 | 0.13% |
| | R1 International Malaysia Sdn Bhd | 100% | 73.75% | 66.53 | 1,273 | 0.81% |
| | R1 International (India) Private Limited | 100% | 73.85% | 67.35 | 1,016 | 0.65% |

1
2024 12 30
Ä Ó

7.1884

5000



Halcyon Agri Corporation Limited
180 Clemenceau Avenue, #05-02 Haw Par Centre, Singapore
239922.

9.53
()
2024 12 31 209,316.4
158,302.3 51,014.1 75.6%
2024 377,712.3 -3,090.9
68.10%

China Rubber Technology Group Company Limited

2
USD million
2024 12 31 1,444,979.56
1,325,384.63 119,594.93
91.72% 2024 2,689,953.28 -45,406.39
100%

188 A-522


64,000

74

79

863,542.90

861.10



,000

2

2024 12 343.

41,623.99

36,678.17

4,945.83

88.12% 2024

374,243.86

1,265.15

100%

()

69

A116-1

3,000

2024 12 31 13,697.4
5,535.4 7,162.0 47.71%
2024 22,692.2 26,743
100%
He% L



239922.

1,614

2024 12 31 16,075.4
10,663.3 5,412.1 66.33%
2024 .4

50

44

10

02P


205

02P

965




818 QI nencen AVUNA #0-05 H9 B9 CEMLE' 2289046



10

02P „ λ 44



100%

Hwah Yang Agro Industries Sdn Bhd

No. 31, 1st Floor, RH Plaza Centre, Lane 1, Jalan Lapangan Terbang, 93350 Kuching, Sarawak, Malaysia

| | | | | |
|---------|----|----|--------|-----------|
| 2024 | 12 | 31 | | 673.52 |
| 204.21 | | | 193.86 | 90.3 |
| 469.31 | | | 30.32% | 2024 |
| 1678.44 | | | 2.68 | Hwah Yang |

R1 65%

R1 International Malaysia Sdn Bhd

Suite 20B, Level 20 Sunway Tower, 86, Jalan Ampang 50450 Kuala Lumpur

500,000

| | | | | |
|---------|----|----|---------|--------|
| 2024 | 12 | 31 | | 2763.6 |
| 2038.23 | | | 2025.25 | 342.83 |
| 725.37 | | | 73.75% | 2024 |
| 6069.77 | | | 54.88 | R1 |

R1 100%

R1 International (India) Private Limited

No: 10-1, Vanaraveera Sankirna, 5th Cross, 9th 'A' Main, Jayanagar 2nd Block, Bangalore - 560011, Karnataka State, India.

958,379

| | | | | |
|---------|----|----|--------|--------|
| 2024 | 12 | 31 | | 532.28 |
| 393.1 | | | 367.79 | 198.63 |
| 139.18 | | | 73.85% | 2024 |
| 5741.16 | | | 19.24 | R1 |

R1 100%

39

12,000

2024 12 31 9,684.88 ,
3,336.21 , 6,348.67 , 318

11

2025

10.5

2025

12



2025

"

"

2025

2025

"

"

"

"

"

"

"

"

"

"

2025

59. 43

2025